

Sentence Writing

Fall Edition

Clip Art:

Little Red's
Clip Art

My Cute Clip
Art



Blessed Beyond a Doubt's

Term of Use

Please remember that all of my printables are for personal use. You cannot claim these printables or sell them as your own. All the printables and pictures are the copyright of blessedbeyondadoubt.com.

You May

- Download the files to your computers and print them off for personal use and in a group or class setting.
- Give credit proper back to our site when referring to our printables when blogging and sharing with others.

You May Not

- Link directly to the pdf file.
- Alter my files in any way.
- Store them on your website or other services in any format .
- Print off and sell them to others.

Copyright

Copyright always remains with blessed beyond a doubt.

Copying, editing, extracting, altering, selling, reproducing or commercial distribution of any of blessedbeyondadoubt.com printables is a breach of my Copyright.

I reserve the right to change this policy at any time.

Graphic Credentials

[Little Red's Clip Art](#)


[My Cute Clip Art](#)

Name _____

1. Read the Sentence.

I love Fall.

2. Draw the Sentence.



3. Trace the Sentence.

I love Fall.

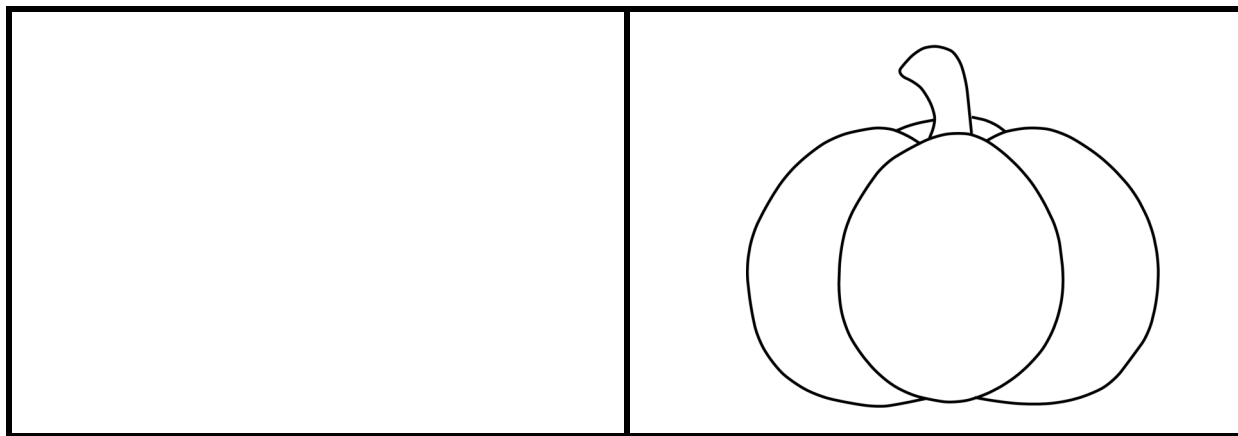
4. Write the Sentence.

Name _____

1. Read the Sentence.

I like pumpkins.

2. Draw the Sentence.



3. Trace the Sentence.

I like pumpkins.


4. Write the Sentence.

Name _____

1. Read the Sentence.

Rake the leaves.

2. Draw the Sentence.



3. Trace the Sentence.

Rake the leaves.


4. Write the Sentence.

Name _____

1. Read the Sentence.

Jump in the leaves.

2. Draw the Sentence.



3. Trace the Sentence.

Jump in the leaves.


4. Write the Sentence.

Name _____

1. Read the Sentence.

I love turkey.

2. Draw the Sentence.



3. Trace the Sentence.

I love turkey.


4. Write the Sentence.

Name _____

1. Read the Sentence.

Do not touch it.

2. Draw the Sentence.



3. Trace the Sentence.

Do not touch it.

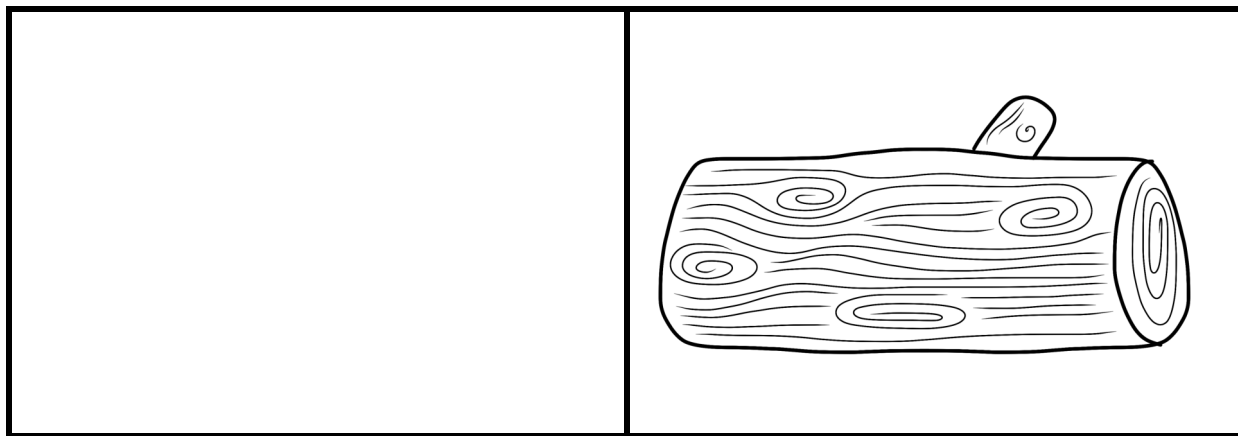
4. Write the Sentence.

Name _____

1. Read the Sentence.

Sit on the log.

2. Draw the Sentence.



3. Trace the Sentence.

Sit on the log.

4. Write the Sentence.

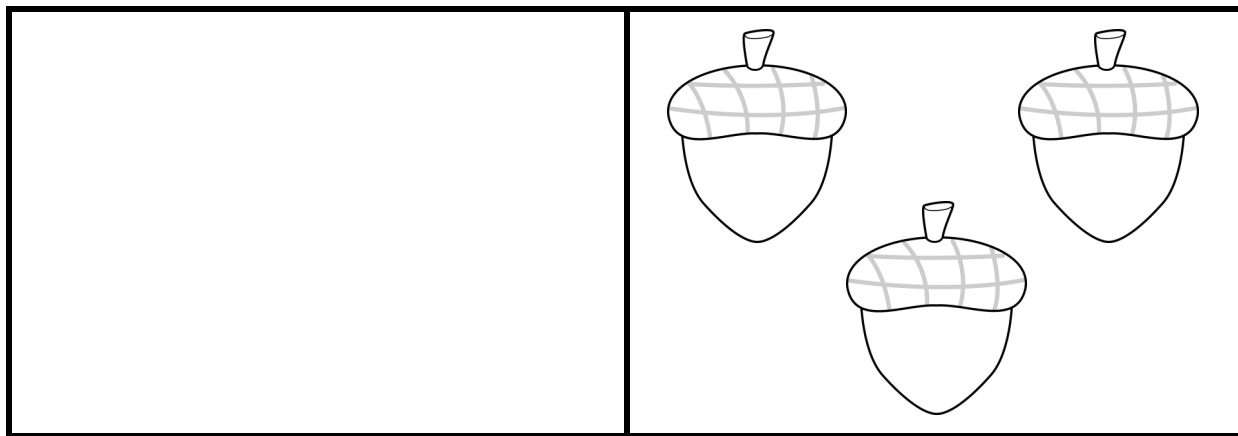
Handwriting practice lines consisting of three horizontal lines: a solid top line, a dashed middle line, and a solid bottom line.

Name _____

1. Read the Sentence.

Count the acorns.

2. Draw the Sentence.



3. Trace the Sentence.

Count the acorns.


4. Write the Sentence.

Name _____

1. Read the Sentence.

Run from the bear.

2. Draw the Sentence.



3. Trace the Sentence.

Run from the bear.


4. Write the Sentence.

Name _____

1. Read the Sentence.

Walk through the forest.

2. Draw the Sentence.



3. Trace the Sentence.

Walk through the forest.

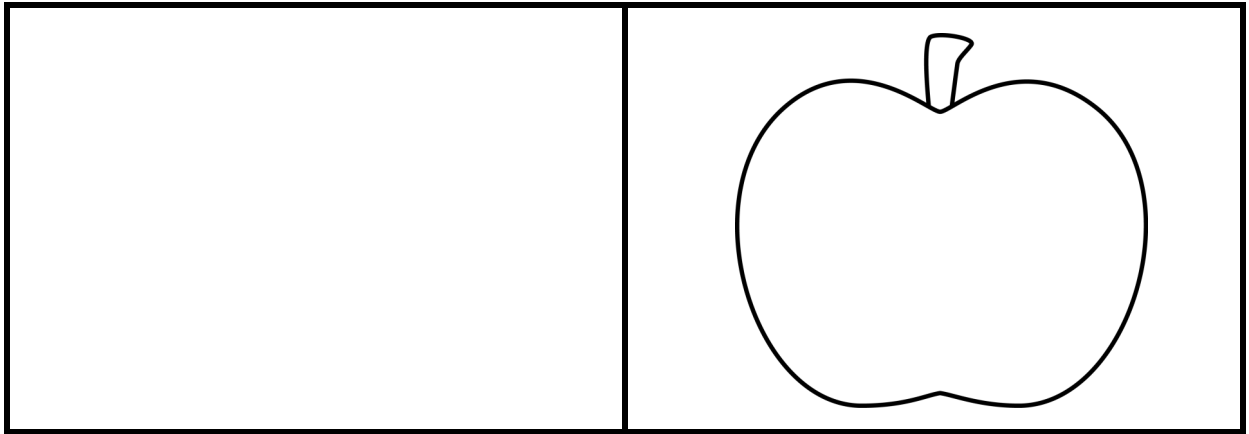
4. Write the Sentence.

Name _____

1. Read the Sentence.

Eat the apple.

2. Draw the Sentence.



3. Trace the Sentence.

Eat the apple.


4. Write the Sentence.

Name _____

1. Read the Sentence.

Feed the squirrel.

2. Draw the Sentence.



3. Trace the Sentence.

Feed the squirrel.

4. Write the Sentence.

